


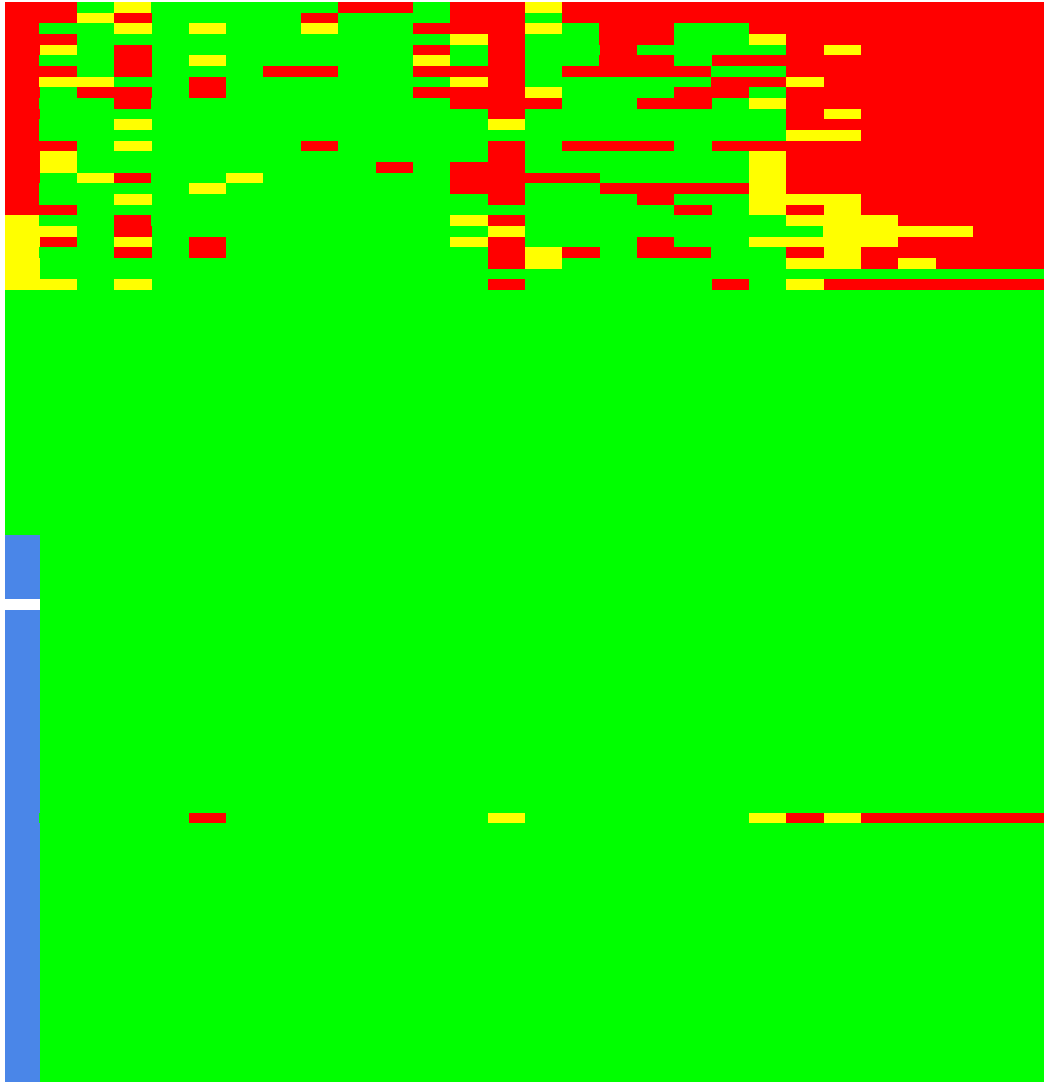
Acadeience Kindergarten Composit Fall 2020 Lowest to Highest



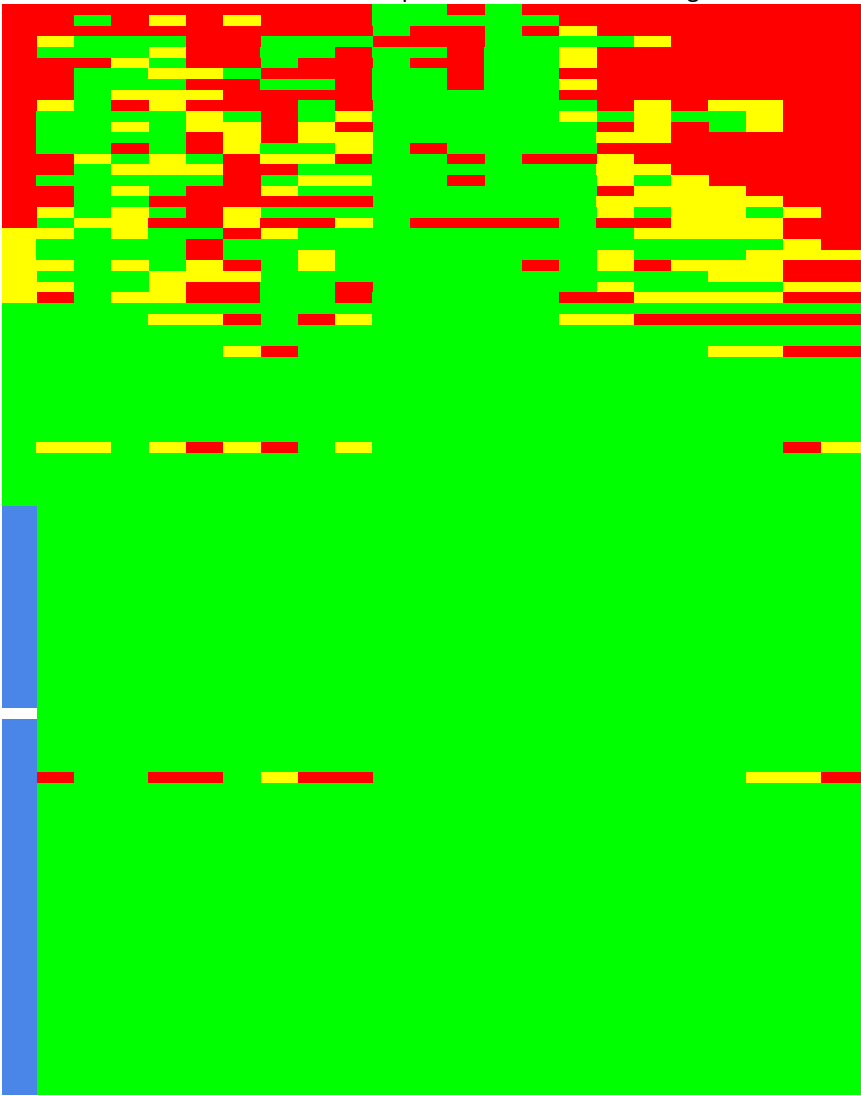
Acadeience 1st Grade Composit Fall 2020 Lowest to Highest




Acadeience 2nd Grade Composit Fall 2020 Lowest to Highest




Acadeience 3rd Grade Composit Fall 2020 Lowest to Highest



Acadeience 4th Grade Composit Fall 2020 Lowest to Highest



Acadeience 5th Grade Composit Fall 2020 Lowest to Highest



- 1 Use google doc for PAST Report from ROAR
- 2 Do one grade at a time
- 3 Make new excell workbook name by year and Test window (Fall, Winter, Spring)
- 4 Open google doc for given grade
- 5 Select all
- 6 Copy
- 7 Transfer to excel worksheet
- 8 Name sheet by grade
- 9 Select all
- 10 Sort by B "Beginning of year" - or whatever benchmark is needed
- 11 Go to bottom of B and delete E and M rows
- 12 If doing E or M- delete other test rows
- 13 Delete all unnecessary columns: B, Names, Teacher, etc.
- 14 Select all
- 15 Clear data (leaves color)
- 16 Change to "No borders"
- 17 Highlight all columns
- 18 Change column width to 1.5
- 19 Highlight all rows
- 20 Change Row Height to 5
- 21 SAVE
- 22 Repeat for other grades on other sheets of workbook