

# Charter School Factoids

## Snippets of Data on Charter Schools in Pennsylvania

SOURCE: PENNSYLVANIA DEPARTMENT OF EDUCATION

### Definition:

There are three types of charter schools in Pennsylvania:

**Brick and mortar** — Authorized by a single school district and draws students primarily from that district.

**Regional brick and mortar** — Authorized by multiple school districts and draws students primarily from those districts.

**Cyber** — Authorized by the Department of Education and draws students from anywhere in the state.

By legislation and court decision charter schools are public schools, funded by tax revenue, monitored by government entities, and accountable for the same academic and financial performance as traditional public schools.

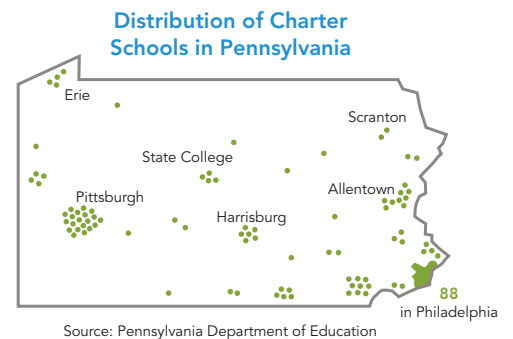
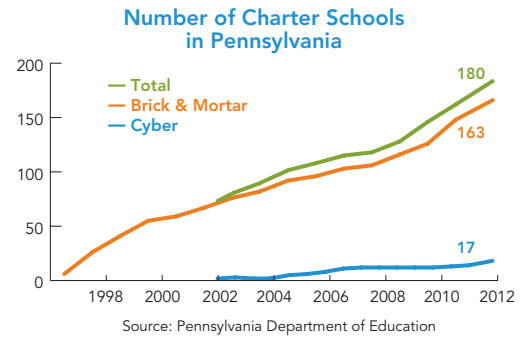
### Creation and Growth:

■ Brick and mortar charter schools were authorized in 1997 by ACT 22. Cyber schools were authorized in 2002 by Act 88.

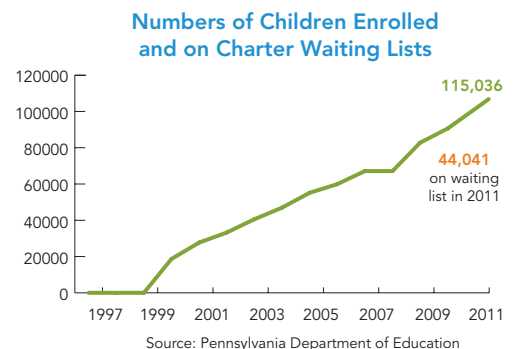
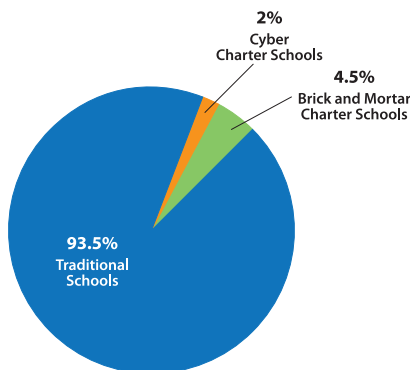
■ As of the 2012-2013 school year, there are 180 brick and mortar schools and 17 cyber schools.

■ As of the 2011-2012 school year, there were more than 38,000 Pennsylvania students in cyber charter schools, 77,000 in brick and mortar schools, and 44,000 on waiting lists to get into a brick and mortar charter school.

■ Of the 1,765,327 students in K-12 public education in 2010-2012, 2% were in cyber charter schools and another 4.5% in brick and mortar charter schools.



### Public School Students in Pennsylvania



# Charter School Factoids continued

## Funding:

■ All charter schools are paid by the home district of each student choosing the charter option using the formula as defined in Department of Education Form 363:

1. Previous total expenditures for the district from the previous year,
2. — Up to 21 deductions\*
3. ÷ The Average Daily Membership (ADM) (average number of students in the district)

- 
4. = The amount to be sent to the charter school

(This remainder varies from 52% to 80% of the cost per student who remains in the traditional school, with the average being about 70%. The district retains the balance.)

### \* Permitted Deductions

#### Mandated by Statute:

- Special Education
- Nonpublic School Programs
- Adult Education Programs
- Community/Junior College Programs
- Student Transportation Services
- Facilities Acquisition, Construction and Improvement
- Other Financing Uses

#### Added by PDE: (federal only unless otherwise noted)

- Regular Education
- Vocational Education
- Other Instructional Programs
- Prekindergarten
- Prekindergarten (state Pre K counts only)
- Pupil Personnel
- Instructional Staff
- Administration
- Pupil Health
- Business
- Operation and Maintenance of Plant Services
- Central
- Other Support Services
- Operation of Noninstructional Services

■ In 2010-2011 \$26 Billion was spent on K-12 public education. Cyber charter school accounted for 1% of that cost. All charter schools accounted for 3.8% of that cost. 6.5% of the students are being educated for 3.8% of the taxpayer dollars.

■ There are 500 school districts in Pennsylvania and 494 of them have students in a cyber charter school. Half of those 494 districts refuse to pay the cyber charter schools for the students from their district who have chosen the cyber school option.

### Money Spent on Public Education

